

## Postal Code 78666

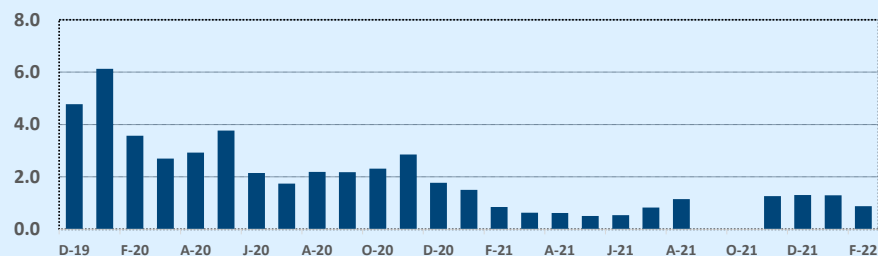
## Residential Statistics

Listings	This Month			Year-to-Date		
	Dec 2021	Dec 2020	Change	2021	2020	Change
Single Family Sales	63	65	-3.1%	836	725	+15.3%
Condo/TH Sales	4	2	+100.0%	51	32	+59.4%
Total Sales	67	67	--	887	757	+17.2%
New Homes Only	12	12	--	121	152	-20.4%
Resale Only	55	55	--	766	605	+26.6%
Sales Volume	\$23,461,182	\$20,252,594	+15.8%	\$299,280,339	\$222,633,191	+34.4%
New Listings	52	48	+8.3%	1,039	872	+19.2%
Pending	--	--	--	--	--	--
Withdrawn	2	1	+100.0%	13	34	-61.8%
Expired	2	1	+100.0%	13	34	-61.8%
Months of Inventory	0.9	1.8	+3.6%	N/A	N/A	--

Average	This Month			Year-to-Date		
	Dec 2021	Dec 2020	Change	2021	2020	Change
List Price	\$347,652	\$306,247	+13.5%	\$332,730	\$300,332	+10.8%
List Price/SqFt	\$198	\$160	+23.4%	\$182	\$157	+16.2%
Sold Price	\$350,167	\$302,278	+15.8%	\$337,407	\$294,099	+14.7%
Sold Price/SqFt	\$200	\$158	+26.1%	\$185	\$154	+20.4%
Sold Price / Orig LP	101.0%	98.9%	+2.2%	101.9%	98.4%	+3.6%
Days on Market	22	64	-65.6%	28	76	-63.3%

Median	This Month			Year-to-Date		
	Dec 2021	Dec 2020	Change	2021	2020	Change
List Price	\$309,900	\$254,990	+21.5%	\$289,000	\$266,990	+8.2%
List Price/SqFt	\$193	\$161	+19.7%	\$174	\$152	+14.2%
Sold Price	\$306,590	\$253,990	+20.7%	\$298,435	\$265,000	+12.6%
Sold Price/SqFt	\$198	\$161	+23.0%	\$178	\$149	+19.5%
Sold Price / Orig LP	100.2%	99.6%	+0.7%	100.0%	99.2%	+0.8%
Days on Market	7	32	-78.1%	8	42	-81.0%

### Months of Inventory - Last Two Years

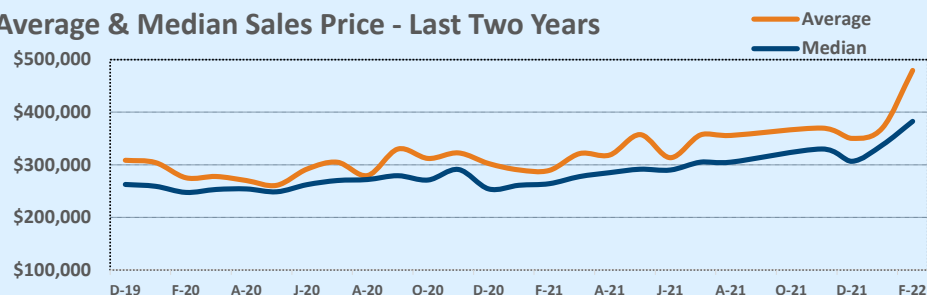


 Independence Title

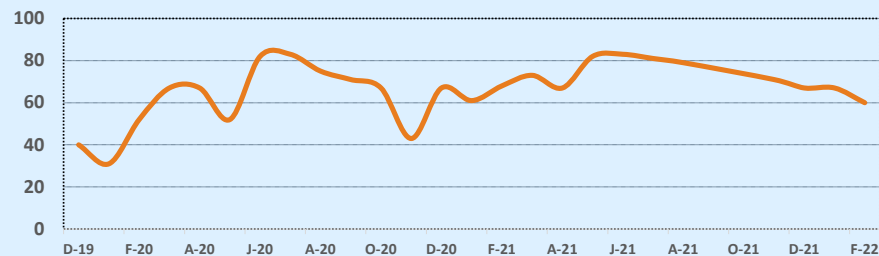
## December 2021

Price Range	This Month			Year-to-Date		
	New	Sales	DOM	New	Sales	DOM
\$149,999 or under	--	2	94	16	19	42
\$150,000- \$199,999	2	2	24	54	48	19
\$200,000- \$249,999	--	9	29	107	129	27
\$250,000- \$299,999	6	15	10	255	254	27
\$300,000- \$349,999	20	18	15	211	162	22
\$350,000- \$399,999	8	6	17	113	90	30
\$400,000- \$449,999	5	5	16	81	74	28
\$450,000- \$499,999	4	4	24	57	30	42
\$500,000- \$549,999	4	1	161	35	23	31
\$550,000- \$599,999	1	1	7	24	11	81
\$600,000- \$699,999	1	2	40	32	21	62
\$700,000- \$799,999	1	1	22	23	15	21
\$800,000- \$899,999	--	--	--	10	3	12
\$900,000- \$999,999	--	--	--	3	2	10
\$1M - \$1.99M	--	1	6	12	4	11
\$2M - \$2.99M	--	--	--	5	2	18
\$3M+	--	--	--	1	--	--
Totals	52	67	22	1,039	887	28

### Average & Median Sales Price - Last Two Years



### Number of Sales - Last Two Years



Based on information from the Austin Board of REALTORS® (alternatively, from ACTRIS). Neither the Board nor ACTRIS guarantees or is in any way responsible for its accuracy. The Austin Board of REALTORS®, ACTRIS and their affiliates provide the MLS and all content therein "AS IS" and without any warranty, express or implied. Data maintained by the Board or ACTRIS may not reflect all real estate activity in the market.